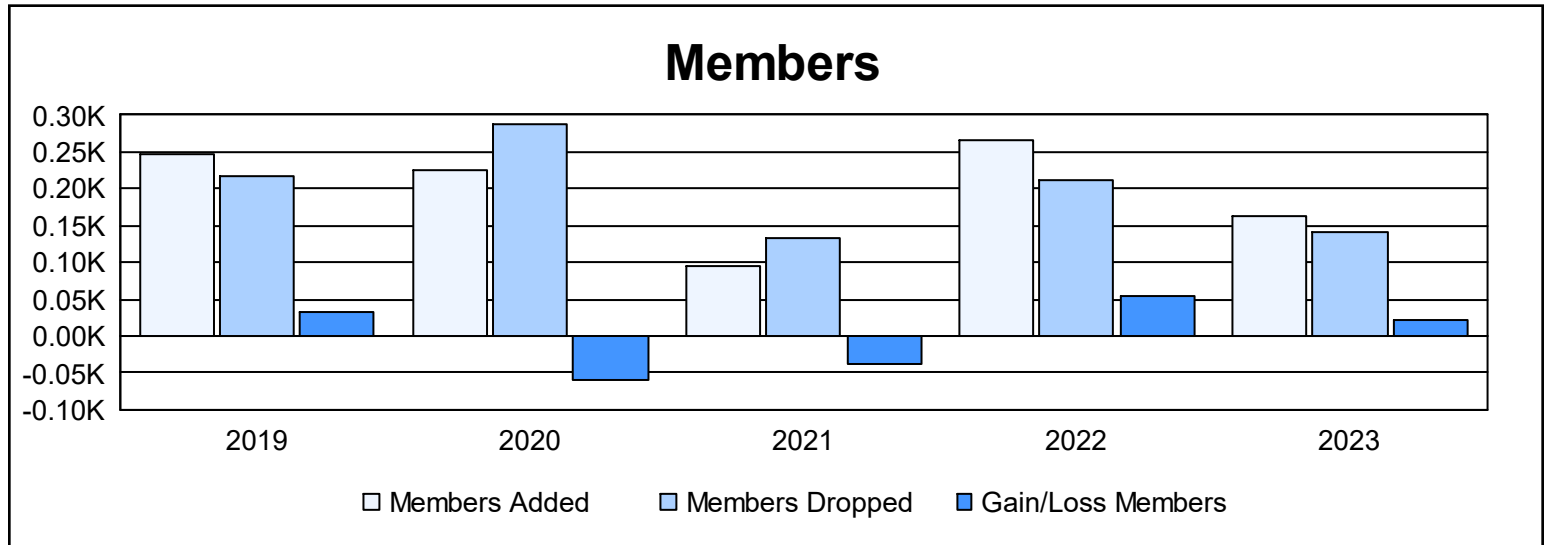
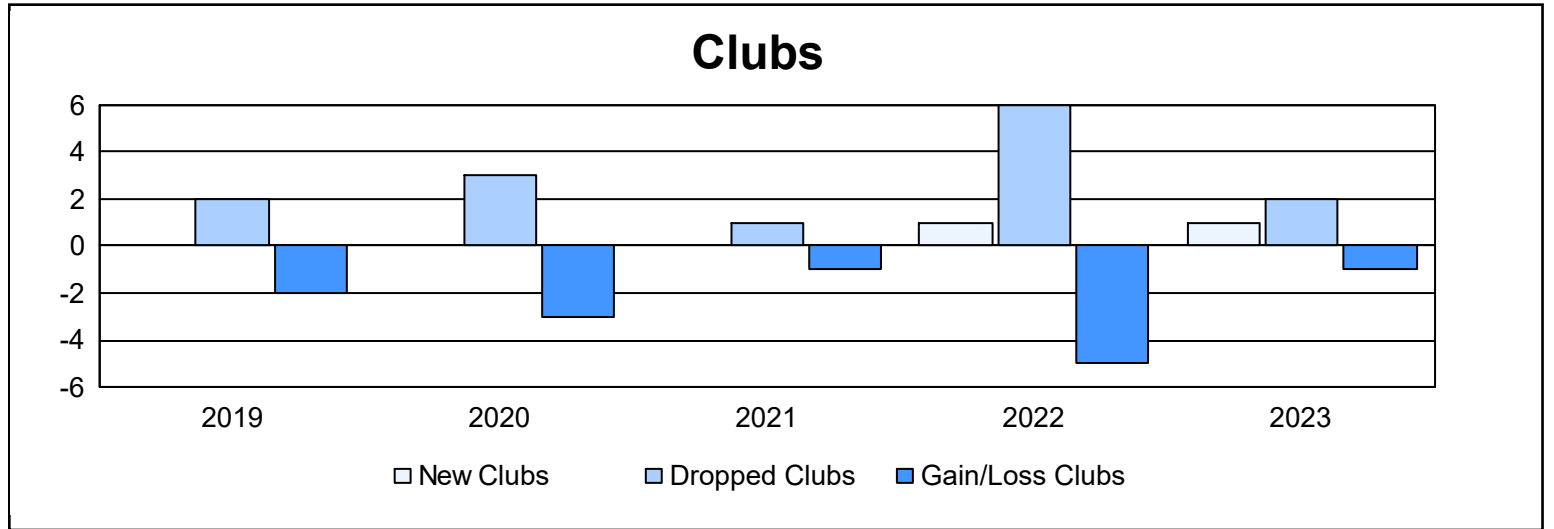
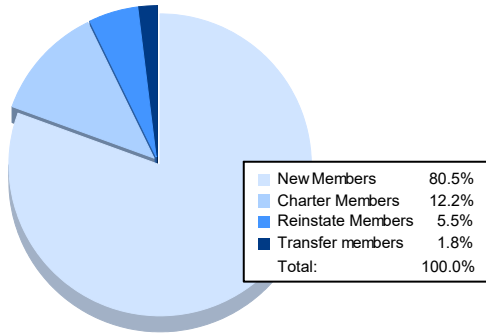


Year	New Clubs	Dropped Clubs	Gain/ Loss Clubs	New Members	Charter Members	Reinstate Members	Transfer Members	Total Member Added	Total Members Dropped	Gain/ Loss Members
2018-2019	0	2	-2	209	16	3	20	248	216	32
2019-2020	0	3	-3	207	3	13	3	226	287	-61
2020-2021	0	1	-1	80	0	7	7	94	132	-38
2021-2022	1	6	-5	230	22	11	3	266	212	54
2022-2023	1	2	-1	132	20	9	3	164	142	22
<b>Average</b>	<b>0</b>	<b>3</b>	<b>-2</b>	<b>172</b>	<b>12</b>	<b>9</b>	<b>7</b>	<b>200</b>	<b>198</b>	<b>2</b>



### Membership Composition June 2023 Cumulative



### Gender Composition June 2023 Cumulative

